

Emergency Pull-Wire Switch Extreme – ZS 80 KST

SWITCH CONTROL UNDER EXTREME CONDITIONS

The new robust switchgear series ZS 80 KST has been especially developed for extreme conditions, suitable for application in open-cast mining, gravel plants, quarries and sand pits, recycling plants, waste industry, coal-fired power stations, heavy industrial plant manufacture and food processing industry.

These **emergency pull-wire switches** guarantee, amongst other things, a reliable emergency-stop function and wire-break monitoring on larger machines.

New mechanics facilitate a **wire length of up to 75m** while maintaining a maximum pull force of 70N required to actuate the emergency stop function. This makes the safety switch easier to operate and reliably meets all the relevant Australian and International Standards.

On the ZS 80 KST emergency pull-wire switches the emergency-stop command can be initiated from any point along the pull-wire. They have a positive linkage between the NC contacts and the pull-wire.

ZS 80 KST emergency pull-wire switches require pre-tensioning before operation. All devices are equipped with wire-breakage detection.


- 4 Contacts
- Position indicator
- **Wire length up to 75m**
- Wire pull and breakage detection



ZS 80 KST W/O PB NIRO




ZS 80 KST NIRO



Emergency Pull-Wire Switch Extreme – ZS 80 KST

Emergency Stop Function

- Emergency pull-wire switches guarantee a reliable emergency stop function including wire break monitoring on conveyor systems.
- One-side actuation, wire length up to 75m (ZS 80).**



Pull-wire Ø 5mm

- Zinc plated steel core or stainless-steel core Ø 3 mm with red PVC sheath.
- Total diameter 5 mm.
- Ordering unit: per metre.



Eye bolt open M10x120 with 2 nuts **OR** Eye bolt open M10x150 with 2 nuts

- 70 mm thread length
- M10 thread.
- Galvanised steel.
- 2 hexagon nuts are provided.



Compensation Spring ZS 80 KST

- With travel limitation.
- Adaption of length expansions caused by changes in temperature.
- Version consisting of: wire rope with red PVC sheath, 2 carabiner galvanized and tension spring (1.4310)



Cable Tensioner System TS 65

- Time-saving.
- Easy to adjust.
- No tool required.

Kinder Australia Pty Ltd

Subject to © Kinder Australia Pty Ltd
ABN: 28 006 489 238

26 Canterbury Rd, Braeside VIC 3195
PO Box 1026, Braeside VIC 3195
☎ +61 3 8587 9111
✉ +61 3 8587 9101

kinder.com.au

✉ conveyorsolutions@kinder.com.au

Emergency Pull-Wire Switch Extreme – ZS 80 KST

Emergency Pull-Wire Switch Extreme ZS 80 KST NIRO

Key Features:

- Pull-wire unit and screws made of stainless steel (NIRO)
- High degree of protection IP 67
- Suitable for the food industry
- Thermoplastic enclosure
- 4 contacts
- Position indicator and integrated emergency-stop push button
- Wire length up to 75m
- Spring force variant: 100N
- Lever for release and position indication
- Watertight collar
- Wire pull and breakage detection



Technical Data:

Applied standards	EN 60947-5-1, EN 60947-5-5, EN ISO 13850, EN ISO 13849-1, AS/NZS 4024.3610:2015-2.10.6.2
Enclosure	thermoplastic, glass-fibre reinforced, impact resistant, self-extinguishing UL 94 V-0
Cover	thermoplastic, glass-fibre reinforced, impact resistant, self-extinguishing UL 94 V-0
Degree of protection	IP 67 to IEC/EN 60529
B10d (10 % load)	200 000
T _M	max. 20 years
Contact material	silver
Switching elements	2 NC/2 NO contacts, type Zb
Switching system	slow action, positive break NC contacts
Connection	2 x 4 pole terminal block
Cable cross-section	max. 2.5 mm ² (incl. conductor ferrules)
Cable entry	3 x M20 x 1.5 (press-out blanks in enclosure)
Rated impulse withstand voltage U _{imp}	2.5 kV
Rated insulation voltage U _i	250 V
Conventional thermal current I _{the}	2 A
Utilisation category	AC-15; DC-13
Rated operating current/voltage I _e /U _e	2 A/250 VAC; 0.25 A/230 VDC; 2 A/24 VDC
Short-circuit protection	2 A gG/gN fuse
Ambient temperature	-25 °C ... +70 °C
Mechanical life	> 100 000 operations
Max. wire length	75m
Approvals	on request

Emergency Pull-Wire Switch Extreme – ZS 80 KST





Emergency Pull-Wire Switch Extreme ZS 80 KST W/O PB NIRO

Key Features:

- Pull-wire unit and screws made of stainless steel (NIRO)
- High degree of protection IP 67
- Thermoplastic enclosure
- 4 contacts
- Position indicator
- Wire length up to 75m
- Spring force variant: 100N
- Lever for release and position indication
- Watertight collar
- Wire pull and breakage detection



Technical Data:

Applied standards	EN 60947-5-1, EN 60947-5-5, EN ISO 13850, EN ISO 13849-1, AS/NZS 4024.3610:2015-2.10.6.2
Enclosure	thermoplastic, glass-fibre reinforced, impact resistant, self-extinguishing UL 94 V-0
Cover	thermoplastic, glass-fibre reinforced, impact resistant, self-extinguishing UL 94 V-0
Degree of protection	IP 67 to IEC/EN 60529
B10d (10 % load)	200 000
T _M	max. 20 years
Contact material	silver
Switching elements	2 NC/2 NO contacts, type Zb
Switching system	slow action, positive break NC contacts 
Connection	2 x 4 pole terminal block
Cable cross-section	max. 2.5 mm ² (incl. conductor ferrules)
Cable entry	3 x M20 x 1.5 (press-out blanks in enclosure)
Rated impulse withstand voltage U _{imp}	250 V
Conventional thermal current I _{the}	2 A
Utilisation category	AC-15; DC-13
Rated operating current/voltage I _e /U _e	2 A/250 VAC; 0.25 A/230 VDC; 2 A/24 VDC
Short-circuit protection	2 A gG/gN fuse
Ambient temperature	-25 °C ... +70 °C
Mechanical life	> 100 000 operations
Max. wire length	75 m
Approvals	   on request
Weight	530 g