

# Sub-vertical Mechanical Bar Screens GVB

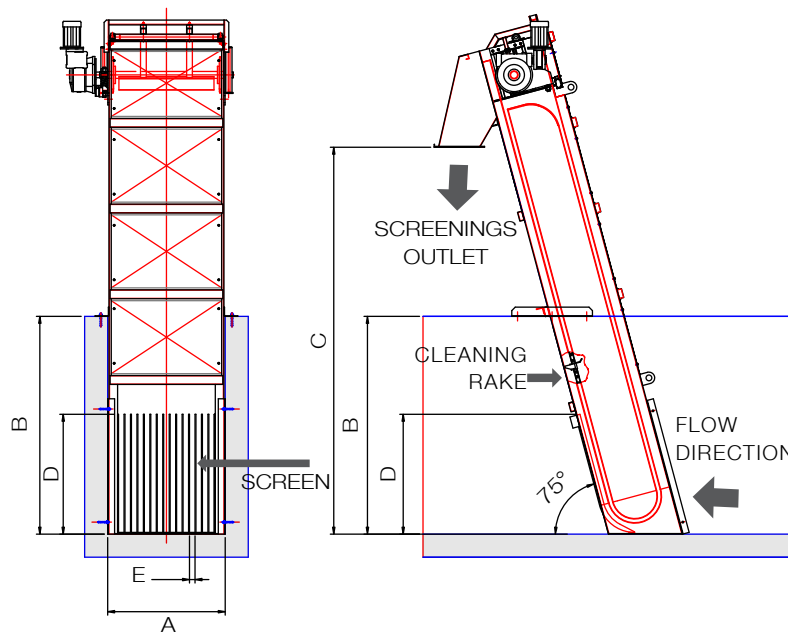


# THE BEST CHOICE FOR EVERY COARSE SCREENING NEED

GVB Mechanical Screens consist of a robust steel frame and a bar filter, varying according to the screening efficiency required. GVB screens are used for coarse screening in both municipal and industrial waste water plants.

Waste water flows into the upstream end of the unit where screenings are captured on the bars. Chain-driven rakes clean the bars, conveying at the same time the solids to the discharge point. There material is removed from the rakes by a wiper and discharged into a dumpster, conveyor or compactor.

## Overall Dimensions



MODEL (*)	CHANNEL WIDTH A mm	CHANNEL HEIGHT B m	DISCHARGE HEIGHT FROM CHANNEL BOTTOM C mm	STANDARD SCREENING ZONE HEIGHT D mm (**)	OPENING SIZES mm	INSTALLED POWER kW
GVB 400	400	1 ÷ 6	up to 7 m ***	1,000	from 10 to 40 mm	0.55
GVB 500	500	1 ÷ 6	up to 7 m ***	1,000	from 10 to 40 mm	0.55
GVB 600	600	1 ÷ 6	up to 7 m ***	1,000	from 10 to 40 mm	0.55
GVB 700	700	1 ÷ 6	up to 7 m ***	1,000	from 10 to 40 mm	0.55
GVB 800	800	1 ÷ 6	up to 7 m ***	1,000	from 10 to 40 mm	0.55
GVB 1000	1,000	1 ÷ 6	up to 7 m ***	1,000	from 10 to 40 mm	0.75
GVB 1200	1,200	1 ÷ 6	up to 7 m ***	1,000	from 10 to 40 mm	0.75
GVB 1400	1,400	1 ÷ 6	up to 7 m ***	1,000	from 10 to 40 mm	0.75

(\*) These are standard models; intermediate values are available. Units wider than 1,400 mm up to 2,000 available upon request

(\*\*) Standard height of the screening zone: 1 m, different heights available


(\*\*\*) Higher units available upon request

## Benefits

- ✓ Precision laser-cut raking tines cut from single stainless steel bar
- ✓ Recessed guide channels for drive chains reducing chain exposure to screenings
- ✓ Lower chain guide without moving parts
- ✓ No lower sprocket, no bearings
- ✓ Reduced service requirements (no need to remove screen from channel)

## Technical Features

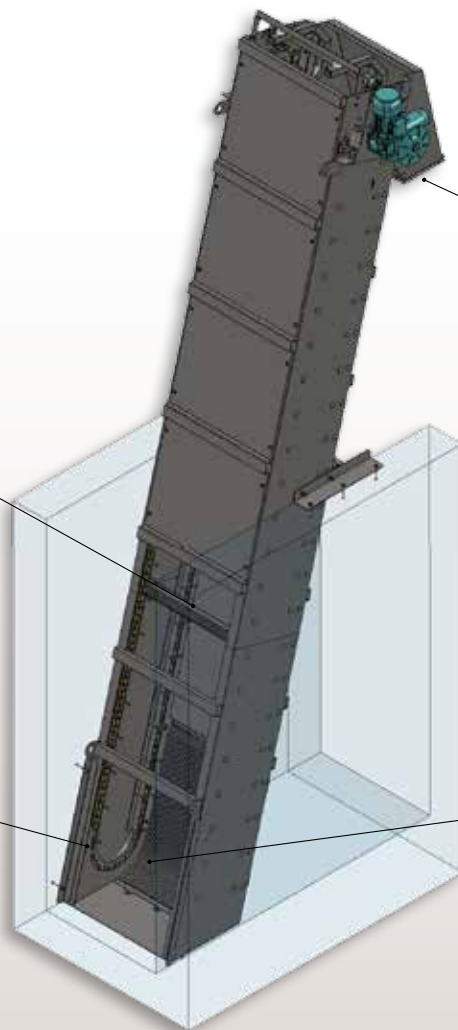
- 10mm ~ 40mm spacing
- 2 or more cleaning rakes ensuring quick, efficient solids removal
- Channel width: 400 ~ 2,000 mm
- 75-degree incline angle (up to 90° with optional goose-neck)



Rake



Lower Chain Guide or Lower Sprocket (OPTION)



Goose Neck Discharge (OPTION)



Bar Field

## Accessories

- Device to stop the rake out of the water

# Application



203001290 April 2018 Rights reserved to modify technical specifications.

This brochure has been edited for distribution in European Union countries



**SAVECO**<sup>TM</sup>  
Member of WAMGROUP<sup>®</sup>

