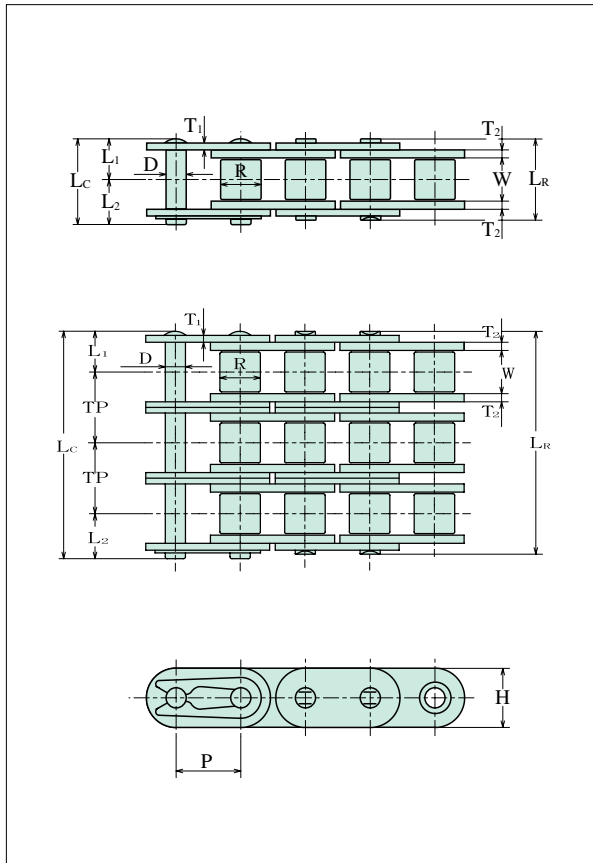
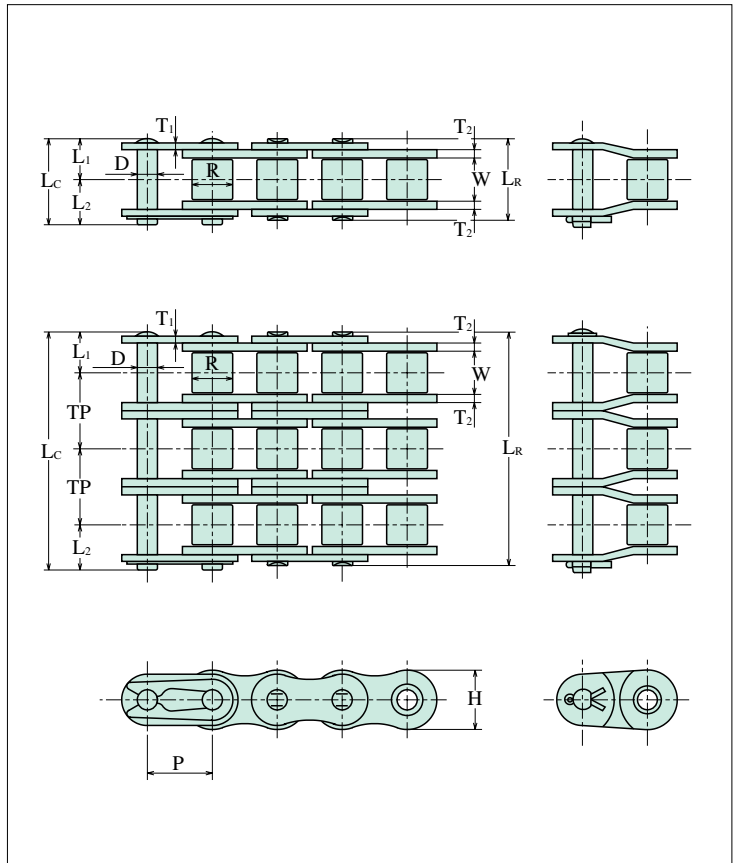


# BS Standard Roller Chains

## 06B



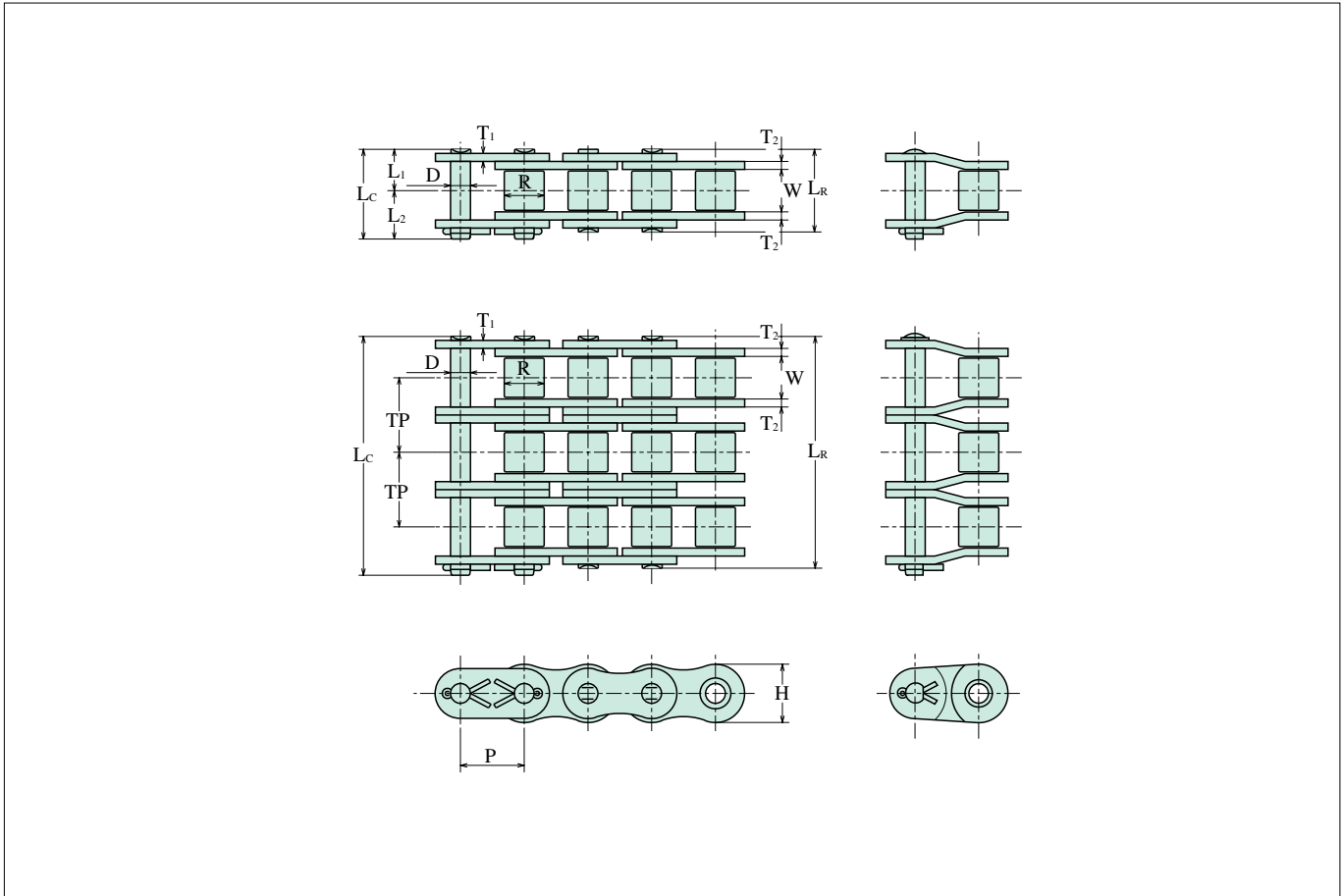
## 08B.10B.12B.16B



Chain No.	Dimensions - mm												Minimum Ultimate Strength	Maximum Allowable Load	Average Chain Weight
	Pitch	Roller		Pin				Plate		Trans. Pitch					
		Width	Dia.	Dia.	Length		Height	Thickness							
P	W	R	D	LR	LC	L1	L2	H	T1	T2	TP	kN	kN	kg/m	
※06B					12.60	13.40							8.90	1.77	0.39
※ -2	9.525	5.72	6.35	3.28	22.90	23.70	6.30	7.10	8.26	1.30	1.00	10.24	16.90	2.90	0.74
※ -3					33.20	33.70							24.90	4.20	1.10
08B					16.70	18.20							17.80	3.14	0.61
-2	12.70	7.75	8.51	4.45	30.60	31.90	8.40	9.80	11.80	1.50		13.92	31.10	5.35	1.26
-3					44.50	45.80							44.50	7.85	1.88
10B					19.00	20.70							22.20	4.90	0.89
-2	15.875	9.65	10.16	5.08	35.60	37.30	9.50	11.20	14.70	1.65		16.59	44.50	8.33	1.79
-3					52.40	54.40							66.70	12.20	2.66
12B					22.00	23.60							28.90	7.06	1.14
-2	19.05	11.68	12.07	5.72	41.60	43.10	11.00	12.60	16.10	1.80		19.46	57.80	12.00	2.28
-3					61.10	62.70							86.70	17.60	3.36
16B					35.10	38.20							60.00	16.40	2.59
-2	25.40	17.02	15.88	8.26	67.20	70.10	17.60	20.60	21.00	3.20	4.00	31.88	106.00	21.40	5.13
-3					99.20	102.50							160.00	31.50	7.68

Note: ※Curled bushing is used

## 20B.24B.28B.32B



Chain No.	Dimensions - mm												Minimum Ultimate Strength	Maximum Allowable Load	Average Chain Weight
	Pitch	Roller		Pin				Plate		Trans. Pitch					
		Width	Dia.	Dia.	Length		Height	Thickness							
	P	W	R	D	L <sub>R</sub>	L <sub>C</sub>	L <sub>1</sub>	L <sub>2</sub>	H	T <sub>1</sub>	T <sub>2</sub>	TP			
<b>20B</b>					40.20	44.00							95.00	25.50	3.76
-2	31.75	19.56	19.05	10.16	76.80	80.60	20.10	23.90	26.40	3.50	4.50	36.45	170.00	33.30	7.26
-3					113.30	117.20							250.00	49.00	10.86
<b>24B</b>					53.40	58.10							160.00	35.70	7.29
-2	38.10	25.40	25.40	14.63	101.80	106.50	26.70	31.40	33.40	4.90	5.90	48.36	280.00	46.80	14.53
-3					150.20	154.90							425.00	68.80	21.76
<b>28B</b>					65.10	70.50							200.00	44.50	9.26
-2	44.45	31.00	27.94	15.88	124.70	130.00	32.60	37.90	37.00	6.30	7.40	59.56	360.00	58.30	18.45
-3					184.20	189.60							530.00	85.80	27.65
<b>32B</b>					65.00	71.10							250.00	51.00	9.92
-2	50.80	31.00	29.21	17.81	123.40	129.70	32.50	38.60	42.20	6.30	6.90	58.55	450.00	66.60	19.76
-3					182.00	188.30							670.00	98.00	29.61