




Corrosion Resistant Roller Chain



“Optimum Performance and Service Life in highly corrosive applications”




Hitachi Metals Techno, Ltd.

Hitachi CR - Corrosion Resistant series Roller chain is a highly cost effective alternative to both stainless steel and nickel-plated roller chains traditionally used in medium to high corrosive applications. The coating is applied using a mechanical plating system, that does not flake, or peel, and will not contaminate valuable processing lines.

All parts of the roller chain are individually coated prior to chain assembly ensuring total protection for all roller chain parts. Other coatings applied to already assembled chain just don't penetrate to the parts that need the protection most and also wear from the moving parts of the chain further exposing them to corrosion early in their service life.

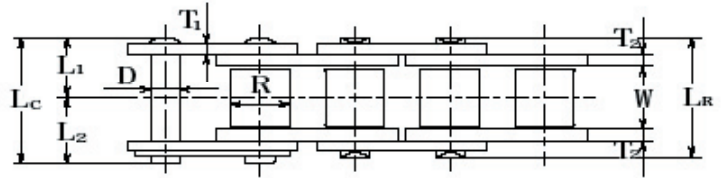
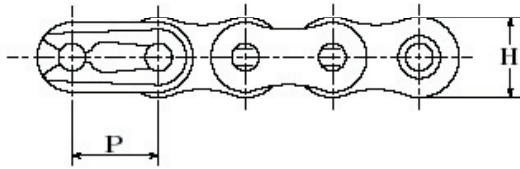
- Ideal replacement for Stainless, cost effective and 8 to 9 times stronger in Maximum Working Load
- Available from Stock in Standard AS & BS Roller Chain, other chains available ex factory
- Chain comes standard with Hitachi SBR solid bushing system for increased resistance to elongation.
- Coating also offers Heat Resistance and Self Lubricating properties far in advance to other products.




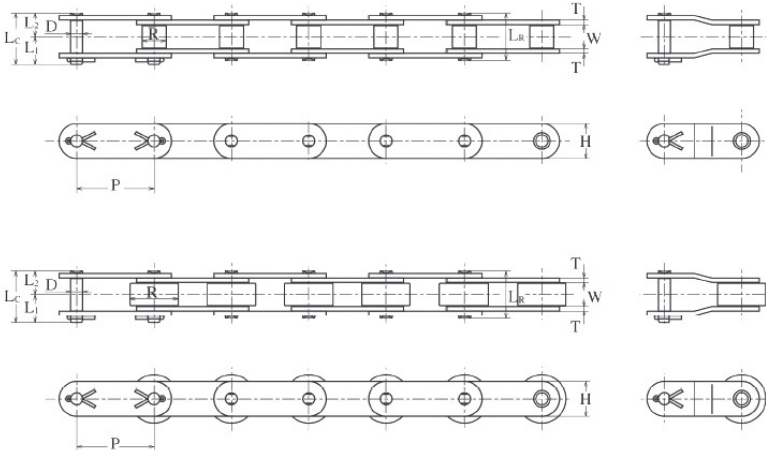


Maximum Service life in the Toughest Conditions


Hitachi CR - Corrosion Resistant Chain Specifications



Chain No.	Dimensions - mm											Maximum Ultimate Strength Kn	Maximum Allowable Load Kn	Ave Chain Weight kg/m
	Roller			Pin				Plate						
	Pitch P	Width W	Dia R	Dia D	Length LR	LC	L1	L2	Height H	Thickness T1	T2			
AMERICAN STANDARD DRIVE CHAIN														
CR-35-1	9.52	4.8	5.08	3.58	12.0	12.9	6.0	6.9	8.8	1.25	1.25	11.8	2.25	0.32
CR-40-1	12.7	7.95	7.92	3.96	16.5	17.9	8.3	9.6	12.0	1.5	1.5	19.2	3.72	0.62
CR-50-1	15.87	9.53	10.16	5.08	20.4	22.0	10.2	11.8	15.0	2.0	2.0	31.9	6.17	1.02
CR-60-1	19.05	12.7	11.91	5.95	25.5	26.9	12.8	14.1	17.8	2.4	2.4	43.1	8.62	1.47
CR-80-1	25.4	15.88	15.88	7.93	32.8	35.0	16.4	18.6	23.4	3.2	3.2	78.5	14.7	2.52
BRITISH STANDARD DRIVE CHAIN														
CR-08B-1	12.7	7.75	8.51	4.45	16.7	18	8.4	9.6	11.8	1.5	1.5	17.8	3.14	0.61
CR-10B-1	15.87	9.65	10.16	5.08	19.0	20.7	9.5	11.2	14.7	1.65	1.65	22.3	4.9	0.89
CR-12B-1	19.05	11.68	12.07	5.72	22.2	23.6	11	12.6	16.1	1.8	1.8	28.9	7.06	1.14
CR-16B-1	25.4	17.02	15.88	8.26	35.1	38.2	17.6	20.6	20.6	3.2	4.0	60.8	12.6	2.59



Chain No.	Dimensions - mm											Maximum Ultimate Strength Kn	Maximum Allowable Load Kn	Ave Chain Weight kg/m
	Roller			Pin				Plate						
	Pitch P	Width W	Dia R	Dia D	Length LR	LC	L1	L2	Height H	Thickness T1	T2			
AMERICAN STANDARD DOUBLE PITCH - STANDARD ROLLER CHAIN														
CR-C2040	25.4	7.95	7.92	3.96	16.4	18.5	8.2	10.3	11.4	1.5	1.5	16.7	2.64	0.48
CR-C2050	31.75	9.53	10.16	5.08	20.3	22.0	10.2	11.8	15.0	2.0	2.0	27.5	4.31	0.82
CR-C2060H	38.1	12.7	11.91	5.95	28.7	31.0	14.4	16.6	17.0	3.2	3.2	40.2	6.27	1.38
CR-C2080H	50.8	15.88	15.88	7.93	35.5	38.8	17.8	21.0	22.6	4.0	4.0	68.6	10.6	2.32
AMERICAN STANDARD DOUBLE PITCH - LARGE ROLLER CHAIN														
CR-C2042	25.4	7.95	15.88	3.96	16.4	18.5	8.2	10.3	11.4	1.5	1.5	16.7	2.64	0.82
CR-C2052	31.75	9.53	19.05	5.08	20.3	22.0	10.2	11.8	15.0	2.0	2.0	27.5	4.31	1.26
CR-C2062H	38.1	12.7	22.23	5.95	28.7	31.0	14.4	16.6	17.0	3.2	3.2	40.2	6.27	2.08
CR-C2082H	50.8	15.88	28.58	7.93	35.5	38.8	17.8	21.0	22.6	4.0	4.0	68.6	10.0	3.36



Your Local Distributor