

DRILLING & MOBILE EQUIPMENT



iwis
antriebssysteme
wir bewegen die welt

D6C
DONGBO CHAIN

 **Hitachi**

Introduction

Chain & Drives was established to become a leader in Power Transmission. One of our core sectors is the Drill Rig Industry.

We have vast experience in the Drill Rig industry and have been supplying high quality chain manufactured from market leading brands such as Hitachi, Dongbo and Iwis for many years.

Our Friendly trained team offer complimentary site visits to inspect and measure up your chain requirement. We are able to provide chain from stock or in specified continuous lengths requested by our customers.

Our team also offer on-site chain analysis and reporting and can identify possible causes of failure and can assist in the selection of suitable chain and provide engineering data.

Industry Sectors

We have many years of experience in all industry sectors across Australasia.

Our knowledge and specialised product development provides you with a level of service and proven results that you can rely on to achieve greater productivity and results.

Through developing these processes we have an improved understanding of your business and application requirements.

With high level partnership and understanding we offer solutions that are efficient, competitive and beneficial to businesses.

Our partnership with clients across these sectors allows us to share a wide range of knowledge gained from previous experiences.

Our sector services and knowledge includes Design, Supply, Installation and Maintenance services.

- Fork Lift
- Agriculture
- Building & Construction
- Conveyor Drives
- Live Stock
- Factory Automation
- Mining & Heavy Industry
- Plastics & Chemicals
- Renewable Energy
- Waste Water Treatment



SALES AND ENGINEERING
Unit 1, 45 Inspiration Drive
Wangara WA 6065



WORKSHOP AND DISTRIBUTION
22 Beneficial Way
Wangara WA 6065



SALES AND ENGINEERING NSW
Unit 7 & 8, 4 Abbott Road
Seven Hills NSW 2147
T +61 2 9674 8611 F +61 2 9674 8363

PO Box 1343, Wangara WA 6947
P +61 8 9303 4966 F +61 8 9303 4977
info@chainanddrives.com.au



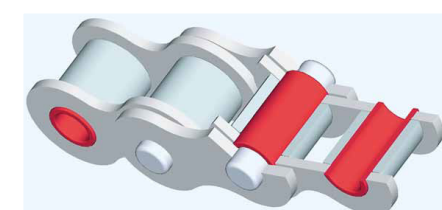
Drilling Chain

Chain & Drives is proud to announce our new range of Iwis Drilling Chain. This new and exciting product combines nearly 100 years of Iwis Precision Engineering with the high quality supply and service of Chain & Drives' experienced team.

Iwis, based in Germany are the leading manufacturers of chain products in the world. All Iwis products meet and exceed DIN/ISO standards which relate to dimensional accuracy and tensile strength.

Chain & Drives' new Drill Rig Chain presents a new era in the Drilling Industry. Our manufacturing process allows us to create Heavy Duty (HT) Chains and STS Extreme Duty Chains.

Chain and Drives also supply leaf chain and earthmoving chain from leading manufacturer's such as Dong Bo, Hitachi and Sedis.



D&C
DONGBO CHAIN

JWTS
Rexroth
Bosch Group

Hitachi

sedis

FLEXON

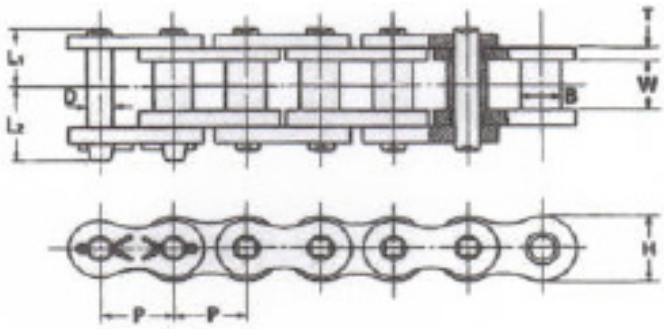
iwis
antriebssysteme
wir bewegen die welt

ELITE

IWIS Super Heavy Duty 160STS (160HHHT)



Chain No.	Pitch	Bushing Dia.	Width Between Roller Link Plates	Link Plate		Pin		Average Tensile Strength kgf (lbs.)	Approx. Weight kg/m (lbs./ft)
	P	B	W	Thickness	Height	Dia.	Length		
				T	H	D	L1 L2		
160STS	50.8 (2.00)	28.58 (1.125)	31.75 (1.25)	9.5 (0.374)	49.2 (1.937)	17.46 (0.687)	38.8 (1.528) 45.2 (1.780)	45,500 (100,000)	14.57 (9.77)



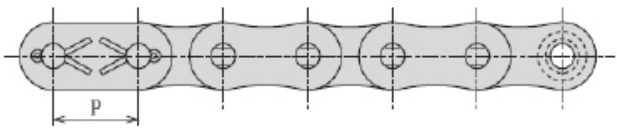
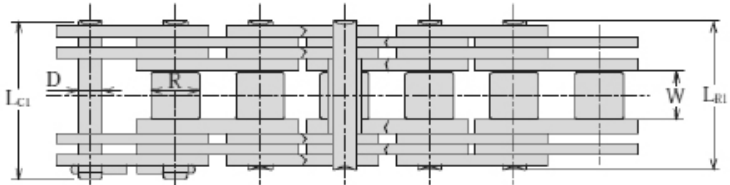
Double Capacity Chain

Double Capacity Chains consist of twice the number of side plates as a single strand chain, therefore its working load is close to standard double strand chain.

Double Capacity chains operate on a standard single strand sprocket. Multiple strand double capacity chains are not available. Chain speed should be less than 50m/min. Double Capacity Chains come in three options: DC, TC & FC. DC Chains have double the outer plates of standard chain (4). TC chains have triple (6) and FC chains have four (8).

ANSI Chain No.	Dimensions - mm								Average Tensile Strength (kN)			Maximum Allowable Load
	Pitch	Roller		Pin		Tranverse Pitch						
		Width	Dia.	Dia.	Length	TP1	TP2	DC	TC	FC	DC	
	P	W	R	D	LR1	LC1	TP1	TP2	DC	TC	FC	DC
80	25.40	15.88	15.88	7.93	45.6	48.7	29.3	42.1	149	223	298	22.4
100	31.75	19.05	19.05	9.53	55.8	59.5	35.8	51.8	224	336	448	33.5
120	38.10	25.40	22.23	11.10	69.0	73.3	45.4	64.2	317	475	634	49.0
140	44.45	25.40	25.40	12.70	76.4	81.1	48.9	71.3	410	615	820	64.4
160	50.80	31.75	28.58	14.28	90.0	95.1	58.5	84.1	522	783	1044	79.8
180	57.15	35.70	35.70	17.45	101.6	107.7	65.8	94.6	670	1005	1340	103.0
200	63.50	38.10	39.67	19.83	111.2	120.0	71.6	103.6	857	1285	1714	133.0
240	76.20	47.63	47.63	23.78	135.6	143.2	87.8	125.8	1286	1929	2572	193.0

BS Chain No.	Dimensions - mm								Average Tensile Strength (kN)			Maximum Allowable Load
	Pitch	Roller		Pin		Tranverse Pitch						
		Width	Dia.	Dia.	Length							
		P	W	R	D			LR1	LC1	TP1	TP2	
16	25.40	17.02	15.88	8.26	50.0	53.2	31.9	44.7	130	195	260	19.5
20	31.75	19.56	19.05	10.16	56.0	60.4	36.5	50.5	204	306	408	30.2
24	38.10	25.40	25.40	14.63	75.4	80.5	48.4	68.0	340	510	680	51.2
28	44.45	31.00	27.94	15.88	93.0	98.8	59.6	84.8	424	636	848	63.8
32	50.80	31.00	29.21	17.81	92.4	98.5	58.6	83.8	520	780	1040	78.4



Heavy Duty Chain

Chain & Drives also stock regular chain sizes in both standard and heavy duty to suit any type of application. With quality brands from around the globe, Chain & Drives will always have a solution for any power transmission requirement.

DRILL CHAIN

Chain & Drives supply Hitachi NEO-SBR Prime Series heavy duty drill rig pull down chain. Our drill rig chain incorporates all features of NEO-SBR Prime +30% maximum allowable load and triple zone hardening on all components. Our drill rig chain is also available with Hitachi CR Corrosion Resistant chain coating system.

Sizes include BS and ANSI 100 1-1/4", 120 1-1/2", 140 1-3/4", 160 2", 180 2-1/4", 200 2-1/2"

Chain is available in simplex and duplex - meeting all international standards.

We supply HE series and Super H series chain. Drill Rig chain available in standard and CR series.

LEAF CHAIN

Leaf Chain is the most simple of steel chains, consisting only of link plates and pins. This chain has greater tensile strength than roller chains and runs over sheaves rather than sprockets. They are suitable for hanging, balancing or motion transmitting applications.

Leaf chains are often used as counterweight chains for machine tools, elevator and oven doors, fork lift truck masts, spinning frames and similar lifting or balancing applications. Plates are connected by pins and hold the tension loaded on the chain.

Chain & Drives supply Hitachi, GB, Rex, DongBo & Sedis in all types of leaf chain to suit forklifts, drill rigs and industrial equipment.

iwis
antriebssysteme
wir bewegen die welt



DEC
DONGBO CHAIN

sedis



Sprockets

Chain & Drives stocks all types of industrial sprockets to complement our chain products.

We supply pilot bore, taper lock and weld fit sprockets in all chain sizes.

Our sprockets are manufactured from high grade steel and supplied with induction hardened teeth.

Chain and Drives are experienced in working with Original Equipment Manufacturer requirements and can offer tailored services and special indent orders to suit your equipment needs.

Chain and Drives also offer CAD design and manufacture of specialised sprockets to suit your equipment's requirements.



WELD FIT SPROCKETS



TAPER BUSHED SPROCKETS



SPECIAL SPROCKETS



STANDARD BORE PLATE WHEELS



HARDEN-TEETH SPROCKETS



STANDARD BORE SPROCKETS



Quality Guaranteed

KANA
J A P A N

Motors & Gearboxes

TRANSTECNO

Chain & Drives are a proud distributor of Transtecno Italian Gearboxes and Drive Controls. The Transtecno group designs, produces and markets a complete range of power transmission products such as Worm Gearboxes, Helical Inline Gearboxes, Helical Bevel Gearboxes, Planetary Gearboxes and AC & DC Electric Motors.

Transtecno Gearboxes are made from the highest quality of European metals, manufactured together for a premium product that will keep your drive running for a greater amount of time.


Chain & Drives keeps a full range of Transtecno products in stock, we also keep a full stock range of parts enabling us to build any gearbox rated for up to 22kW from stock with sameday shipping, enabling quick turn around times with no extra cost for sameday builds.

IRONTECNO

On top of their standard range, Transtecno have announced their new range of products, 'Irontecno.' Irontecno gearboxes are made from a premium Cast Iron allowing for extreme conditions and high torque loads of up to 5000Nm. Irontecno Gearboxes are suited for applications that require absolute top performance, whereby it is necessary to ensure smooth operation under any condition.

IRONTECNO
THE HEAVY DUTY GEARBOX LINE

TRANSTECNO
THE MODULAR GEARMOTOR



INDUSTRIAL DRIVES

Chain & Drives supply industrial drives including Sumitomo, Brevini, SEW, David Brown, Rossi, Bosch Rexroth, Bonfiglioli gearboxes and associated power transmission products. Specialising in HSM Shaft Mount Gearboxes, Cyclo Drives and specialised drive design applications. Our team of specialists are available 24/7 and provide after hours service to ensure your plant is always operational.



Couplings

ARCUSAFLEX COUPLINGS

The ARCUSAFLEX coupling is a highly flexible flywheel coupling with an axial plug-in facility, providing a torsionally soft connection between an internal combustion engine and a driven machine.

CENTAFLEX A COUPLINGS

Highly flexible coupling for a wide range of applications and for a maximum of design variants. Based on a highly elastic rubber element subject only to compressive stress. Extremely high-performing design with high torsional

CENTAMAX G COUPLINGS

Robust coupling with high torsional flexibility. For quick and easy mounting in drives subject to torsional vibration particularly on gensets. Transmission of torque via toothed outer ring onto a rubber element. Additionally equipped with a taper locking bush for quick and easy installation

FLUID COUPLINGS

Chain & Drives supply your fluid coupling requirements, including Brands such as Turbostart, Fluidomat and Transfluid.

GRID COUPLINGS

The GS Grid Coupling is a general purpose, lubricated grid coupling design that combines the economy and the high torque capacity of a gear coupling, combined with the torsional flexibility of an elastomer coupling.

GE CURVE JAW COUPLINGS

Chain & Drives supply GE curved jaw couplings which are fully interchangeable with other industry leading brands. High quality casting available in pilot bore and taper fit for fast finish bore option. Huge range of imperial and metric bush sizes available.

TYRE COUPLINGS

GB tyre couplings have shock and vibration dampening characteristics creating significant load reduction on machinery and bearings helping reduce costs and prolonging life. When used in conjunction with a GB series spacer, a GB tyre coupling easily accommodates standard 100, 140 & 180mm spacers.



Equipment Drive Chain

Chain & Drives supplies Hitachi and GB chain and sprockets suitable for the hire and earthmoving industry.


We supply Road Roller drive chain, Asphalt Paver chain assemblies and Grader drive chain. Chain & Drives also supply heavy duty offset side bar crank link chain suitable for propel drive track chain assemblies. Our crank link chain is also used on industrial tromel drives.

Chain & Drives also supplies GB trencher and frost chains for trenching machines and industrial hire equipment.

Heavy duty offset side bar Crank Link chain and conveyor chains are imported by Chain & Drives.

We also supply scraper chain assemblies and sprockets suitable for earthmoving equipment.

Chain & Drives supply HE series Hitachi chain to suit Bobcat and Skidsteer Loader drive chains. We also can supply machined sprockets to suit your equipment.





Hitachi SBR-CR Chain



Hitachi SBR-CR Corrosion Resistant series roller chain is a highly cost effective alternative to both stainless steel and nickel-plated roller chains traditionally used in medium to high corrosive applications. The coating is applied using a mechanical plating system that does not flake or peel and will not contaminate valuable processing lines.

All parts of the roller chain are individually coated prior to chain assembly ensuring total protection for all roller chain parts. Other coatings applied to already assembled chain don't penetrate the parts that need the protection most and also wear from the moving parts of the chain-further exposing them to corrosion early in their service life.



Bearings

We supply market leading bearings and rotating machine parts to the drilling and mobile equipment sector.

Our expertise in this field provides customers reduced downtime and lower maintenance cost of your capital equipment.

The range of industrial bearings include: ball bearings, spherical bearings, taper roller bearings, sealed bearings, linear bearings, linear rails and their associated products.

We supply a large range of industrial bearing housings in cast iron and stainless steel.



Koyo

TIMKEN



Chain Lubricants

Chain & Drives stock and distribute many leading brands of specialised lubricants for chains, gearboxes and power transmission equipment. Our range includes all types of mineral oils, synthetic oils, greases and sprays.

This lubricant can be supplied to complement all chain purchases. This will ensure adequate lubrication of your chain investment.

Our chain lubricant is supplied in accordance with manufacturers specifications and is recommended to be applied with all new chain installations.

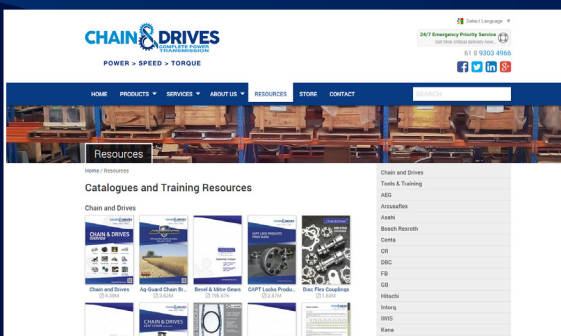
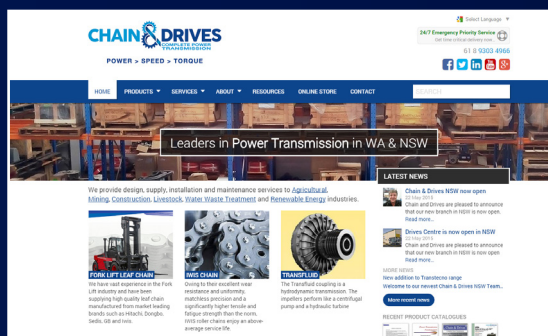
Chain & Drives are proud to announce that we will be releasing our very own specialised chain lubricant.

We carry additional stock for immediate delivery of your lubricant requirements.





**MECHANICAL
EQUIPMENT
GROUP**



Visit our New Website & Online Store! www.chainanddrives.com.au



SALES AND ENGINEERING
Unit 1, 45 Inspiration Drive
Wangara WA 6065

WORKSHOP AND DISTRIBUTION
22 Beneficial Way
Wangara WA 6065

SALES AND ENGINEERING NSW
Unit 7 & 8, 4 Abbott Road
Seven Hills NSW 2147

T +61 2 9674 8611 **F** +61 2 9674 8363

PO Box 1343, Wangara WA 6947
P +61 8 9303 4966 **F** +61 8 9303 4977
info@chainanddrives.com.au